

TIPP POLLS

Despite Nasty Media Coverage, Voters Still Give Trump Solid Grades For His Leadership: I&I/TIPP Poll

TERRY JONES

September 1, 2025 . 6:48 AM — 5 min read



Official White House Photo by Abe McNatt



Listen to this article

9 min

With ongoing efforts to halt the Russia-Ukraine war, interest-rate fights with the Fed, and continued talks over tariffs, among other things, President Donald Trump is one of the busiest chief executives ever. But how's he doing? Republicans like his leadership, but Democrats don't, and independents are lukewarm, the latest I&I/TIPP Poll shows.

Each month, I&I/TIPP asks the following question about Trump's



Listen to this article

9 min



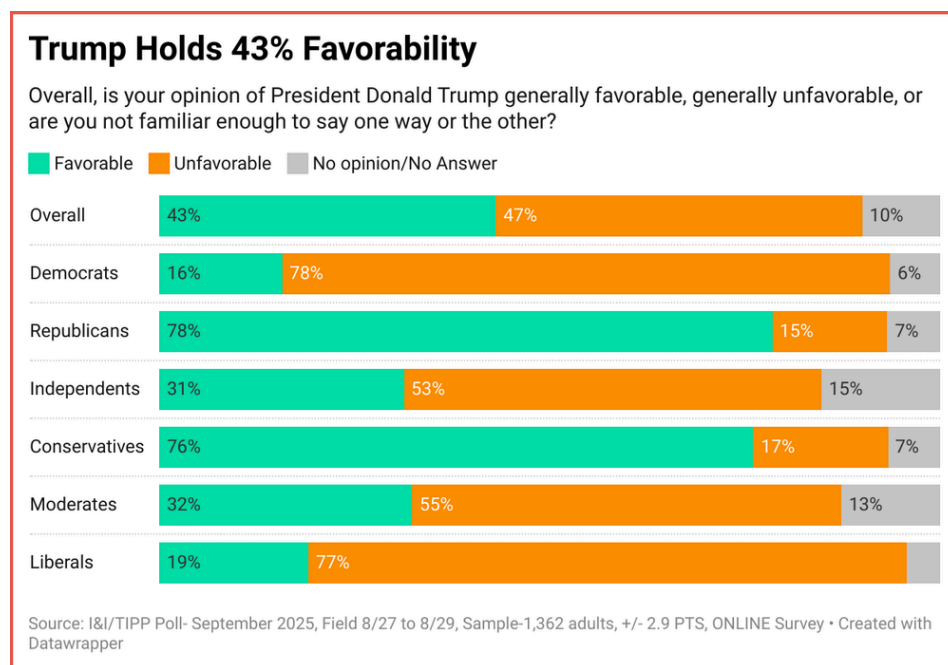
generally unfavorable, or are you not familiar enough to say one way or the other?"

In September's national online I&I/TIPP Poll, taken from Aug. 27-29 by 1,362 adults, 43% of Americans described Trump's leadership as favorable, while another 47% called it unfavorable. Another 10% said they were either "not familiar enough to say" (6%) or "not sure" (4%).

The poll has a margin of error of +/-2.9 percentage points.

But the responses were, as often, politically fragmented.

Republicans, for instance, gave Trump 78% favorability, just 15% unfavorable. Democrats were almost perfectly opposite: 16% favorable, 78% unfavorable. Independents were again in between (but still negative) at 31% favorable, 53% unfavorable.



There are many schisms among individual demographic groups, including men (50% unfavorable, 42% unfavorable) and women (36% unfavorable, 52% unfavorable); white (49% unfavorable, 43% unfavorable), black (20% unfavorable, 65% unfavorable) and Hispanic (41% unfavorable, 47% unfavorable); and investors (60% favorable, 36% unfavorable) versus non-investors (36% favorable, 53% unfavorable).

In short, there is a rather dramatic political non-consensus when it comes to Trump's leadership. But overall, his leadership wins better overall

favorability than former President Joe Biden's final month in office; 38% favorable, 51% unfavorable.

A second question asks: "In general, do you approve or disapprove of the way Donald Trump is handling his job as president, or are you not familiar enough to say one way or the other?"

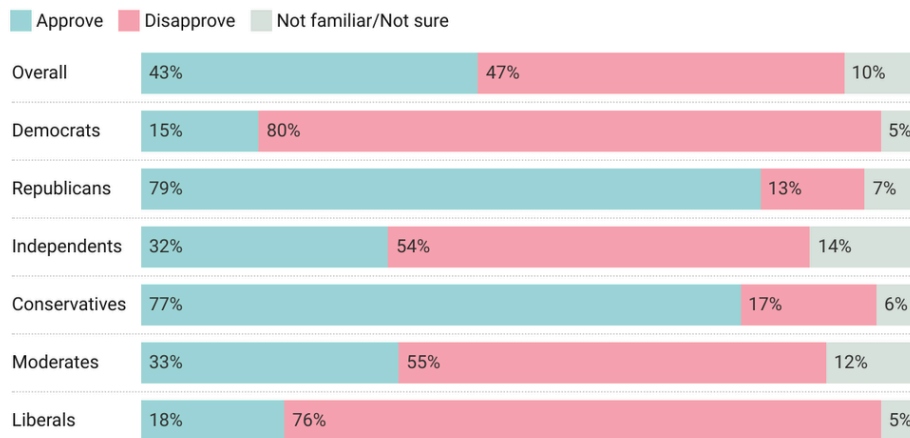
Responses were virtually identical: 43% approve, 47% disapprove.

Readings from political parties also remain virtually the same magnitude.

GOP followers approve of Trump; Dems and indies, mostly don't.

43% Approve Of The Job President Trump Is Doing

In general, do you APPROVE or DISAPPROVE of the way Donald Trump is handling his job as president, or are you not familiar enough to say one way or the other?



Source: I&I/TIPP Poll- September 2025, Field 8/27 to 8/29, Sample-1,362 adults, +/- 2.9 PTS, ONLINE Survey • Created with Datawrapper

Gold standard in polling — the only national pollster to get six presidential elections right. Talent on loan from God. Subscribe now → \$99/year

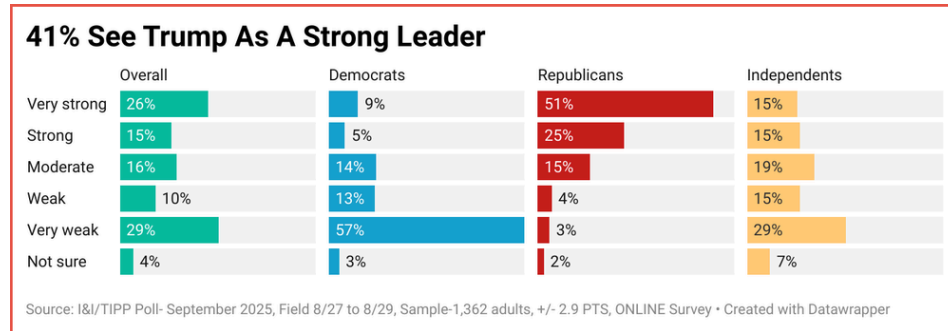
[Subscribe](#)

For our third question each month, respondents gauge the strength of Trump's leadership: "How would you describe the leadership that President Trump is providing for the country?"

On this, some 41% of Americans responded either "strong" (15%) or "very strong" (26%), while 39% said his leadership was "weak" (10%) or "very weak" (29%). But a large chunk of voters (16%) described his leadership as

Again, the old bugbear of political differences emerges clearly. Democrats (14% strong, 70% weak) and independents (30% strong, 44% weak) clearly see a different leader than GOPers do (76% strong, 7% weak).

Republicans see a strong, can-do leader; Dems and independents don't, no doubt due to strong policy differences.



(**Below:** The TIPP Presidential Leadership Index measures public sentiment over time by combining three components: favorability, job approval, and presidential leadership. The index ranges from 0 to 100, with readings above 50 indicating optimism and below 50 signaling pessimism. In September, the overall index stood at 48.5, with Republicans most optimistic at 83.0, Democrats least at 18.5, and independents in between at 38.8.)

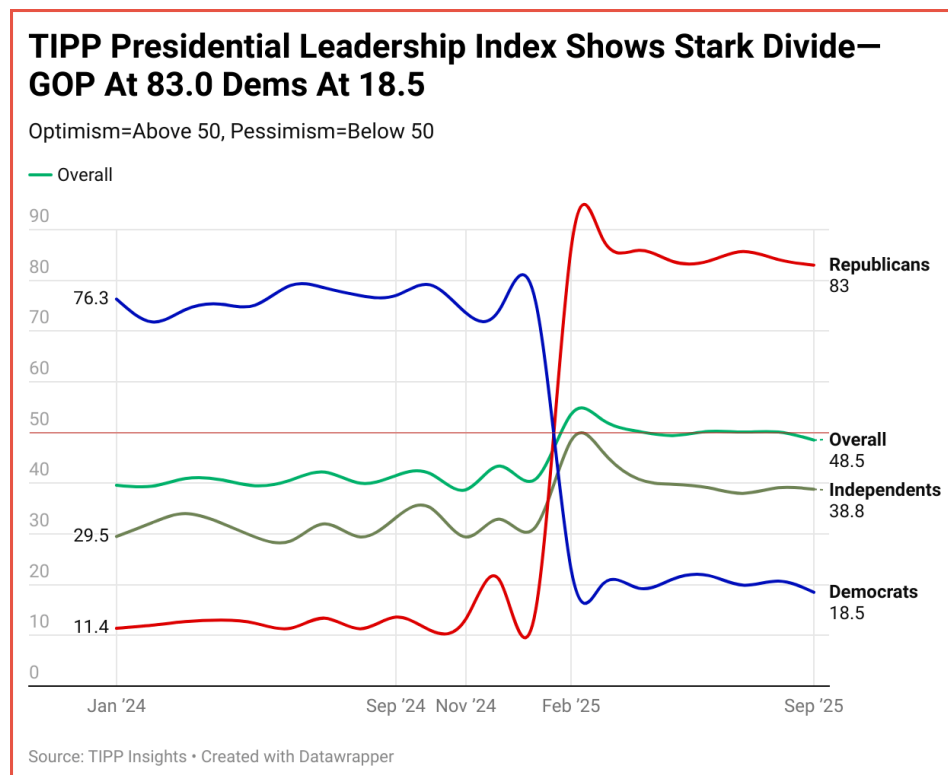




Photo by Brendan Smialowski/AFP via Getty Images

Finally, poll participants graded Trump on his performance in individual policy areas, using the standard academic grade ranking of A, B, C, D, and F, with an added "not sure" category.

The result, Trump gets a solid overall 40% grade (A "excellent" or B "good") for his policy performance, the same as in August.

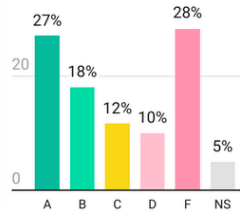
His strongest three grades include "Handling the immigration, border security situation" (45%), "Handling violence and crime in the country" (41%), and "Restoring America's Core Values" (38%).

The lowest three numerical scores: "Handling of Healthcare" (32%), "Handling the Israel-Hamas conflict," "Handling of Russia" and "Handling of North Korea", all getting 33% As and Bs; and finally, "Handling the Israel-Iran conflict", "Handling of China" and "Handling of the Russia-Ukraine war," all at 34% top grades.

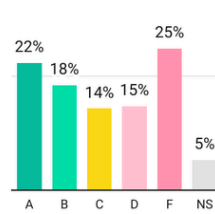
Trump's 200-Day Report Card

■ A ■ B ■ C ■ D ■ F ■ NS

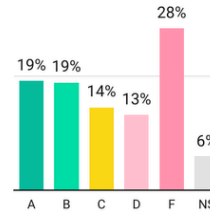
Handling the Immigration and Border Security Situation



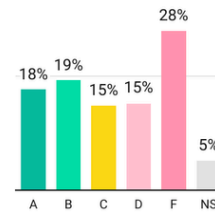
Handling Violence and Crime in the Country



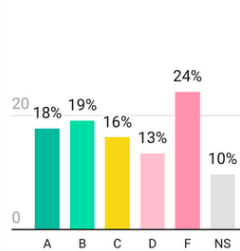
Restoring America's Core Values



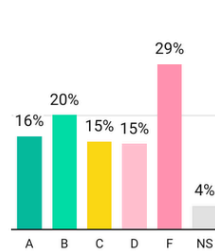
Handling Spending and Taxes



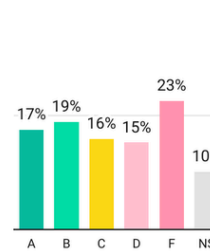
Handling of Energy Policy



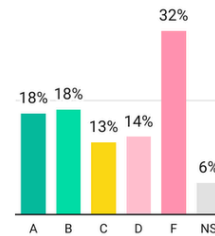
Handling the Economy



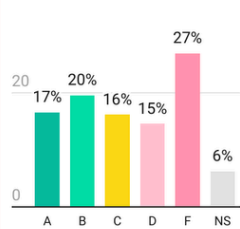
Handling of Iran



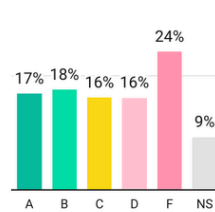
Handling of Trade and Tariffs



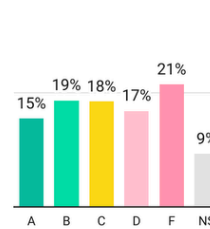
Handling of Education



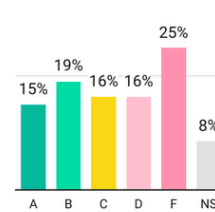
Handling the Israel-Iran Conflict



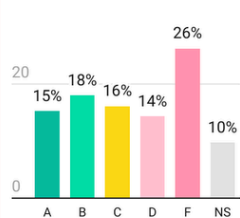
Handling of China



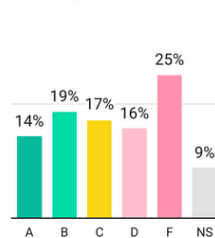
Handling of the Russia-Ukraine War



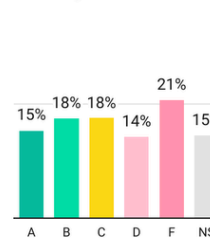
Handling the Israel-Hamas Conflict



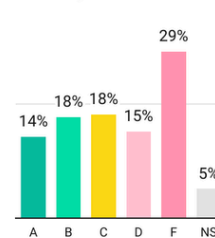
Handling of Russia



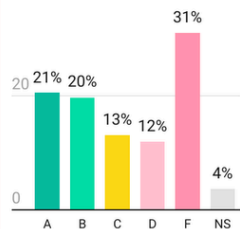
Handling of North Korea



Handling of Healthcare



Overall Performance as President So Far



Source: I&I/TIPP Poll- September 2025, Field 8/27 to 8/29, Sample-1,362 adults, +/- 2.9 PTS, ONLINE Survey • Created with Datawrapper

There's no denying that Trump has been effective as a leader, whether you agree with his policies or not.

A recent survey by the [business leadership group Quarterdeck](#), titled "What Leadership Style is Donald Trump: A Strategic Analysis," described why Trump's aggressive leadership style discomfits so many:

"Trump's combination of ambitious, dominant, and outgoing personality patterns creates a highly personal, direct leadership approach that prioritizes emotional connection and decisive action over traditional diplomatic consensus-building."



The 79-year-old President, who survived an assassination attempt and relentless prosecutions, continues to fight for America's future, inspiring millions. (Photo by Rebecca Droke / AFP via Getty Images)

Or as [Fortune Magazine noted](#) just after last year's presidential election, citing Stanford University leadership expert Jeffrey Pfeffer, "Trump is the kind of leader who people like and seek out, whether in politics or at the office, not despite his perceived faults but because of them."

Still, there's another element of polls on Trump's leadership that often goes unexplored: the impact of big corporate media on voters' perceptions.

In a survey of nearly 900 news stories earlier this year, the [Media Research Center](#) found that 92% of Trump coverage by ABC, NBC and CBS was negative from the time he took office to April 9. No matter Trump's triumphs, viewers got a continuing drumbeat of critical commentary, something sure to affect many viewers and, thus, Trump polls.

Another [study](#), this by Harvard's Shorenstein Center, similarly found 80% negative coverage, noting: "Trump has received unsparing coverage for most weeks of his presidency, without a single major topic where Trump's coverage, on balance, was more positive than negative, setting a new standard for unfavorable press coverage of a president."

Yet, despite strong antipathy from political foes and the media, Trump's leadership ratings remain solid. Why? After years of things getting steadily worse – inflation, war between Ukraine and Russia, a White House bereft of executive leadership, to name just a few – Americans appear hungry for a strong president who will take action on the burning issues of the day.

Whether his angry political opponents admit it or not, to many Americans Donald Trump is that person.

I&I/TIPP publishes timely, unique, and informative data each month on topics of public interest. TIPP's reputation for polling excellence comes from being the most accurate pollster for the past six presidential elections.

Terry Jones is an editor of Issues & Insights. His four decades of journalism experience include serving as national issues editor, economics editor, and editorial page editor for Investor's Business Daily.

2024 National Multi-Candidate									
Head-to-Head: Trump vs. Harris Betting Odds									
Battleground States: Arizona Nevada Wisconsin Michigan Pennsylvania North Carolina Georgia RCP Electoral Map									
This Day in History - Final RCP Average: 2020: Biden +7.2, Results: Biden +4.5 2016: Clinton +3.2, Results: Clinton +2.1									
POLLSTER	DATE	SAMPLE	TRUMP (R)	HARRIS (D)	STEIN (G)	KENNEDY (I)	OLIVER (L)	WEST (I)	SPREAD
Final Results	—	—	49.8	48.3	0.6	0.5	0.4	0.0	Trump +1.5
RCP Average	10/14 - 11/4	—	47.3	47.2	1.0	1.0	0.8	0.5	Trump +0.1
Atlas Intel	11/3 - 11/4	2703 LV	49	48	1	—	0	0	Trump +1
TIPP	11/2 - 11/4	1863 LV	49	48	1	—	—	1	Trump +1
NBC News	10/30 - 11/2	1000 RV	47	46	1	1	1	0	Trump +1
Forbes/HarrisX	10/30 - 11/2	3759 LV	48	49	1	—	—	2	Harris +1
ABC News/Ipsos	10/29 - 11/1	2267 LV	46	49	0	—	1	0	Harris +3
Yahoo News	10/29 - 10/31	1074 LV	48	48	1	—	—	0	Tie
Daily Mail	10/26 - 10/29	1000 LV	49	46	1	1	1	0	Trump +3
Economist/YouGov	10/26 - 10/29	1310 LV	47	49	1	—	—	0	Harris +2
NY Times/Siena	10/20 - 10/23	2516 LV	47	46	2	0	0	0	Trump +1
CNN	10/20 - 10/23	1704 LV	47	47	1	—	2	—	Tie
Wall Street Journal	10/19 - 10/22	1500 RV	47	45	1	2	0	1	Trump +2
USA Today/Suffolk	10/14 - 10/18	1000 LV	44	45	1	—	1	1	Harris +1

Your feedback is incredibly valuable to us. Could you please take a moment to grade the article [here](#)?



Letters to editor email: editor-tippinsights@technometrica.com

Comments